Опорные пластины

Геометрия	Обозначение	Размеры, мм				
		a	b	c	d	угол
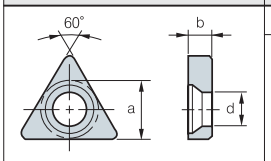	ST32CC	9.35	3.18		3.5	
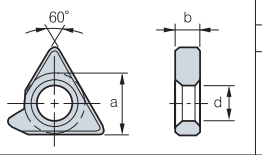	ST32C1	9.13	3.18		4.95	
	ST42C1	12.3	3.18		4.95	
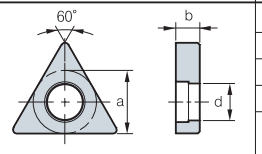	ST32D	9.35	3.18		5.77	
	ST43D	12.52	4.76		7.34	
	ST53D	15.7	4.76		9.65	
	ST63D	18.87	4.76		11.25	
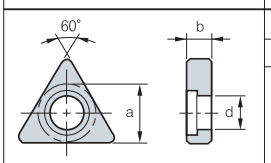	ST32M	8.7	3.18		4.7	
	ST43M	12.5	4.76		6.3	
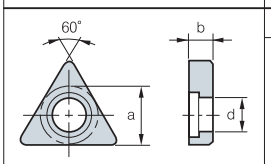	ST32S	8.5	3.18		5.4	
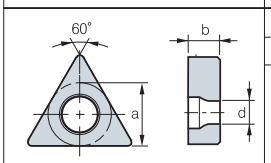	ST32V	9.12	6.18		3.4	
	ST44V	12.6	6.35		4.5	
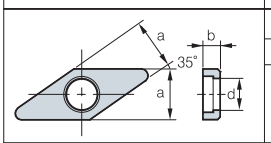	SV32D	9.2	3.18		5.8	
	SV43D	12.29	4.76		7.34	
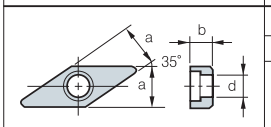	SV32D2	9.2	3.18		5.8	
	SV32S	8.4	3.18		5.4	
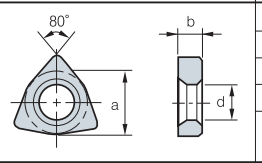	SW317	9.35	2.7		5	
	SW317N	8.5	2.7		4.88	
	SW42	12.5	3.18		6.9	
	SW42N	11.6	3.18		6.5	
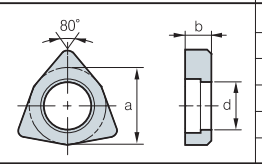	SW32D	9.25	3.18		5.8	
	SW43D	12.45	4.76		7.34	
	SW53D	15.62	4.76		9.65	
	SW63D	18.8	4.76		11.25	
	SW84D	24.89	6.35		14.43	
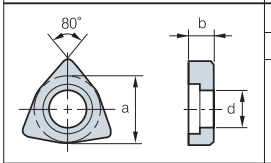	SW43M	12.5	4.76		6.2	
	SW32M	8.52	3.18		5.2	
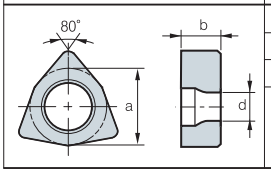	SW32V	9.12	3.18		3.4	
	SW44V	12.6	6.35		4.5	
	SW54V	15.75	4.76		5.5	

Кассеты

Геометрия	Обозначение	Размеры, мм				
		a	b	c	d	угол
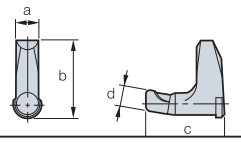	LAPDR-AJ	M4x0.7	30	15	10	

Накладные стружколомы

Геометрия	Обозначение	Размеры, мм				
		a	b	c	d	угол
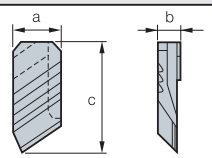	CB20	8.5	3.4	20		

Протекторы

Геометрия	Обозначение	Размеры, мм				
		a	b	c	d	угол
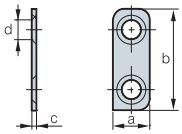	CFMP3R14R1-A	10.5	20	1	(ø4.3)	
	CFMP3R-A	8	18	1	(ø4.3)	
	CFMP4R-A	8	22	1	(ø4.3)	

Кронштейн

Геометрия	Обозначение	Размеры, мм				
		a	b	c	d	
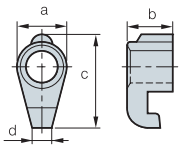	CA05R	8.9	5.5	17.6	3.3	
	CA06R	12	7.2	20.6	5.3	
	CH5R3	7.85	7.2	14.8	3.1	
	CH6R4	12.02	9	23.97	3.75	
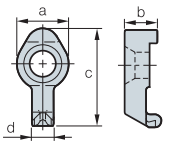	CBH4.5R1	8	5.74	17.7	4	
	CBH4.5R2	9.5	6.4	18	4	
	CBH5R1	10	7.8	21.3	5	
	CBH6R1	12	9.3	26	6	
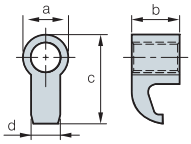	CDH6N	9.5	10	18.6	6.1	
	CDH7N	7.9	11.4	14.7	4.7	
	CDH8N	10.9	16.9	22.4	6.1	
	CDH8N1	10.9	16.9	19.1	6.1	
	CDH8N2	10.9	16.9	25.4	6.1	
	CDH8N3	12.5	19.8	25.4	9.2	
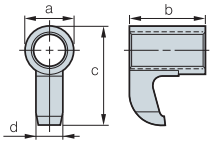	CDS8N	10.8	17	22.2	5	
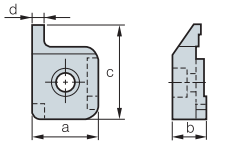	CGH5R1	19.5	9.5	28.8	2.5	
	CGH5R2	20.5	9.5	28.8	3.5	
	CGH5R3	22.5	9.5	28.8	5.5	